

Banner Registration

Go to the ECU Home Page


Select **OneStop** icon



Enter your *Pirate ID* and *Passphrase*

East Carolina University

home my page **tools** community profile email



OneStop

[Help ?](#)

OnePass Login

Enter ECU Exchange login

PirateID:

Passphrase:

Use "demo" as UserName and Password to try the ECU OneStop

Announcements

What is Banner? Find out at www.thisisbanner.com.

Additional information about the Banner project can be found at www.ecu.edu/sctbanner/.

Select *Banner Self Service*

East Carolina University

[home](#) [my page](#) [tools](#) [community](#) [profile](#) [email](#)



OneStop

[Logout](#) **1** | [Personalize](#) * | [Help](#) ?

Banner

- [Banner Security Request](#)
- [Banner Self Service](#)

Step 1: Select *Student and Financial Aid*



[Personal Information](#) [Student and Financial Aid](#) [Faculty Services](#)

Search

[ACCESSIBILITY](#) [SITE MAP](#) [HELP](#) [EXIT](#)

Main Menu

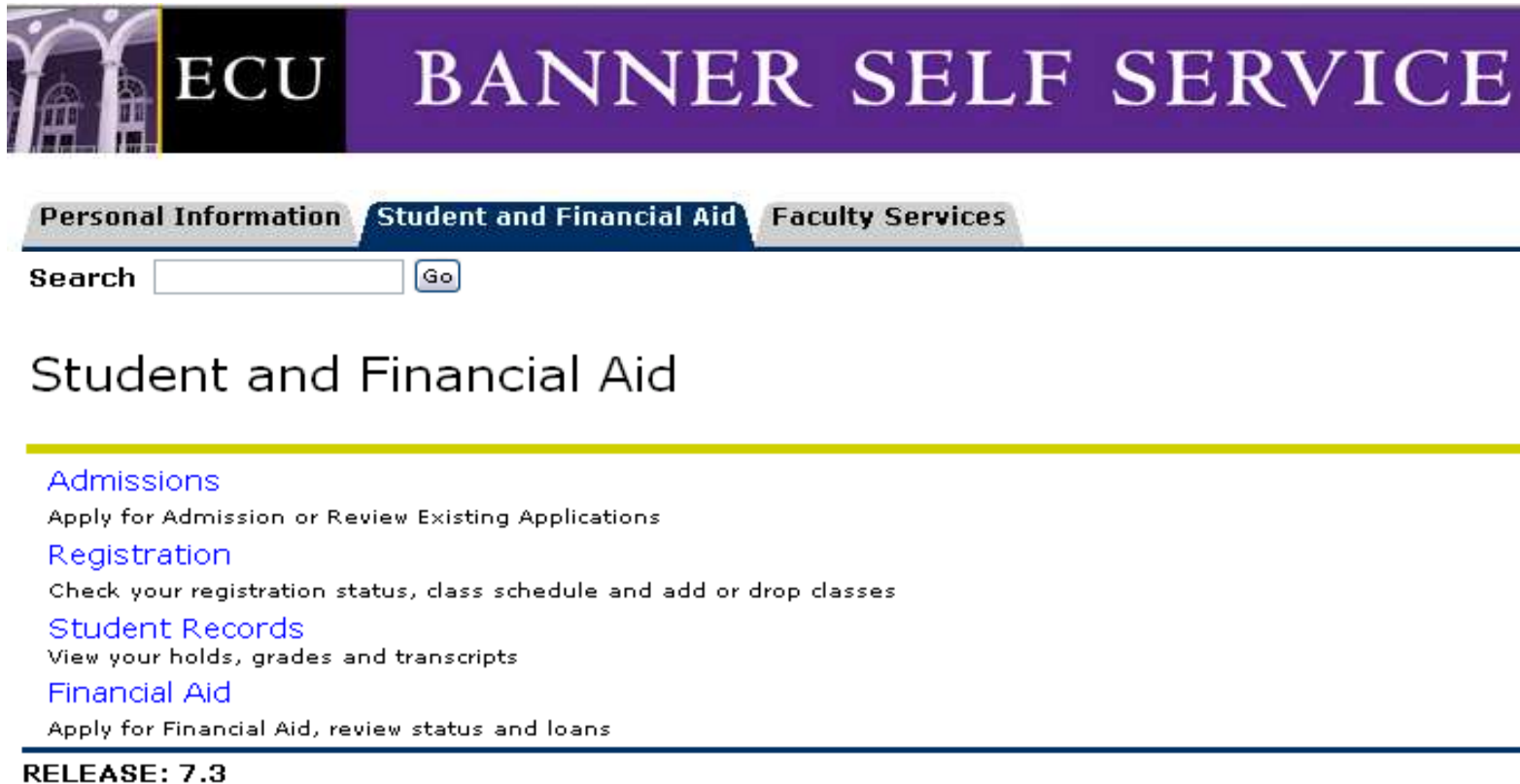
[Personal Information](#)

Update addresses, contact information or marital status; review name or social security number change information; Change your PIN; Customize your directory profile.

[Student and Financial Aid](#)

Apply for Admission, Register, View your academic records and Financial Aid

Step 2: Select *Registration* to add or drop courses, look up class offerings, and see your fall 2009 schedule.



The screenshot shows the ECU Banner Self Service website. At the top, there is a purple banner with the ECU logo on the left and the text "BANNER SELF SERVICE" in white. Below the banner, there are three navigation tabs: "Personal Information", "Student and Financial Aid" (which is highlighted in dark blue), and "Faculty Services". Under the "Student and Financial Aid" tab, there is a search bar with the label "Search", an input field, and a "Go" button. Below the search bar, the heading "Student and Financial Aid" is displayed. A horizontal yellow line separates the heading from the list of services. The services listed are: "Admissions" (Apply for Admission or Review Existing Applications), "Registration" (Check your registration status, class schedule and add or drop classes), "Student Records" (View your holds, grades and transcripts), and "Financial Aid" (Apply for Financial Aid, review status and loans). At the bottom left, the text "RELEASE: 7.3" is visible.

ECU BANNER SELF SERVICE

Personal Information **Student and Financial Aid** Faculty Services

Search

Student and Financial Aid

[Admissions](#)
Apply for Admission or Review Existing Applications

[Registration](#)
Check your registration status, class schedule and add or drop classes

[Student Records](#)
View your holds, grades and transcripts

[Financial Aid](#)
Apply for Financial Aid, review status and loans

RELEASE: 7.3

Step 3: Select *Add or Drop Classes*



[Personal Information](#) [Student and Financial Aid](#)

Search

[RETURN TO MENU](#) [SITE MAP](#)

Registration

- [Select Term](#)
- [Look Up Classes](#)
- [Registration Status](#)
- [Add or Drop Classes](#) 
- [Week at a Glance](#)
- [Student Detail Schedule](#)
- [Registration Fee Assessment](#)
- [Active Registration](#)
- [Registration History](#)

Step 4: Select Fall 2009 term
and Enter your Banner Registration PIN

082509

Hint: First Day of Fall Classes

Step 5: Select “Class Search” to search for classes.

Current Schedule

| Status | Action | CRN | Subj | Crse | Sec | Level | Cred | Grade Mode | Title |
|------------------------------------|--------|-------|------|------|-----|---------------|-------|-----------------------|------------------------------|
| **Registered** on Mar 13, 2007 | None | 80250 | BIOL | 1050 | 601 | Undergraduate | 3.000 | Standard Letter Grade | General Biology |
| **Registered** on Mar 13, 2007 | None | 80240 | ANTH | 1000 | 002 | Undergraduate | 3.000 | Standard Letter Grade | Introduction to Anthropology |
| **Web Registered** on May 24, 2007 | None | 80002 | ART | 1001 | 001 | Undergraduate | 3.000 | Standard Letter Grade | Color and Design |
| **Web Registered** on May 24, 2007 | None | 83973 | GEOG | 1000 | 002 | Undergraduate | 3.000 | Standard Letter Grade | Introduction to Geography |

Total Credit Hours: 12.000

Billing Hours: 12.000

Maximum Hours: 18.000

Date: May 24, 2007 01:07 pm

Add Classes Worksheet

CRNs

| | | | | | | | | | |
|----------------------|----------------------|----------------------|----------------------|----------------------|----------------------|----------------------|----------------------|----------------------|----------------------|
| <input type="text"/> | <input type="text"/> | <input type="text"/> | <input type="text"/> | <input type="text"/> | <input type="text"/> | <input type="text"/> | <input type="text"/> | <input type="text"/> | <input type="text"/> |
|----------------------|----------------------|----------------------|----------------------|----------------------|----------------------|----------------------|----------------------|----------------------|----------------------|



Submit Changes

Class Search

Reset

Step 6: Search by attributes of the class.

Step 7: Select “Class Search” link.

Look Up Classes

Subject:
Admin Serv & Inform Processes
Adult Education

Course Number:

Title:

Schedule Type:

Instructional Method:
Asynchronous
Face to Face

Credit Range: hours to hours

Campus:
DE/Internet
Main Campus

Course Level:
Continuing Prof Education
Graduate

Part of Term:
Non-date based classes only
Full Term

Class Search


Reset

Search Classes By

- Subject
- Course number
- Campus– make sure to select **Main Campus**
- Instructor
- Class attributes like Foundations Curriculum and Writing Intensive
- Days of the Week
- Times of day

Step 8: Check the section of the class you wish to register for.

Look Up Classes

 Select the box in front of the CRN (C identifies a closed class) and choose Register or Add to Worksheet.

Sections Found

| Art | | | | | | | | | | | | | | | | | | | |
|--------------------------|-------|------|------|-----|-----|-------|------------------|------|-------------------|-----|-----|-----|-----------|-----------|-----------|------------------------------|-----------------|----------|---|
| Select | CRN | Subj | Crse | Sec | Cmp | Cred | Title | Days | Time | Cap | Act | Rem | XL Cap | XL Act | XL Rem | Instructor | Date (MM/DD) | Location | Attribute |
| <input type="checkbox"/> | 80002 | ART | 1001 | 001 | 008 | 3.000 | Color and Design | | TBA | 22 | 14 | 8 | 0 | 0 | 0 | Cynthia A. Bickley-Green (P) | 08/22-12/07 | TBA | Art Education and Fine Arts Requirement |
| <input type="checkbox"/> | 81507 | ART | 1001 | 002 | 008 | 3.000 | Color and Design | TR | 08:00 am-09:50 am | 22 | 2 | 20 | 0 | 0 | 0 | Nancy E. House (P) | 08/22-12/07 | TBA | Art Education and Fine Arts Requirement |
| <input type="checkbox"/> | 81508 | ART | 1001 | 003 | 008 | 3.000 | Color and Design | MW | 08:00 am-09:50 | 22 | 0 | 22 | 0 | 0 | 0 | TBA | 08/22-12/07 | TBA | Art Education and Fine Arts Requirement |

Register


Add to WorkSheet

Class Search

Step 9: You will see your new schedule.

*If you get an error message,
check the “Common Banner Errors” page in your
Welcome Aboard newspaper (page 10).*

Add or Drop Classes

 To add a class, enter the Course Reference Number in the Add Classes section. To drop a class, use the options available in the Action pull-down list.

Current Schedule

| Status | Action | CRN | Subj | Crse | Sec | Level | Cred | Grade Mode | Title |
|------------------------------------|--------|-------|------|------|-----|---------------|-------|-----------------------|------------------------------|
| **Registered** on Mar 13, 2007 | None | 80250 | BIOL | 1050 | 601 | Undergraduate | 3.000 | Standard Letter Grade | General Biology |
| **Registered** on Mar 13, 2007 | None | 80240 | ANTH | 1000 | 002 | Undergraduate | 3.000 | Standard Letter Grade | Introduction to Anthropology |
| **Web Registered** on May 24, 2007 | None | 80002 | ART | 1001 | 001 | Undergraduate | 3.000 | Standard Letter Grade | Color and Design |
| **Web Registered** on May 24, 2007 | None | 83973 | GEOG | 1000 | 002 | Undergraduate | 3.000 | Standard Letter Grade | Introduction to Geography |

Total Credit Hours: 12.000

Billing Hours: 12.000

Maximum Hours: 18.000

Date: May 24, 2007 12:55 pm

Step 10: Repeat these steps to add additional courses.

Current Schedule

| Status | Action | CRN | Subj | Crse | Sec | Level | Cred | Grade Mode | Title |
|------------------------------------|--------|-------|------|------|-----|---------------|-------|-----------------------|------------------------------|
| **Registered** on Mar 13, 2007 | None | 80250 | BIOL | 1050 | 601 | Undergraduate | 3.000 | Standard Letter Grade | General Biology |
| **Registered** on Mar 13, 2007 | None | 80240 | ANTH | 1000 | 002 | Undergraduate | 3.000 | Standard Letter Grade | Introduction to Anthropology |
| **Web Registered** on May 24, 2007 | None | 80002 | ART | 1001 | 001 | Undergraduate | 3.000 | Standard Letter Grade | Color and Design |
| **Web Registered** on May 24, 2007 | None | 83973 | GEOG | 1000 | 002 | Undergraduate | 3.000 | Standard Letter Grade | Introduction to Geography |

Total Credit Hours: 12.000

Billing Hours: 12.000

Maximum Hours: 18.000

Date: May 24, 2007 12:55 pm

Add Classes Worksheet

CRNs

| | | | | | | | | | |
|----------------------|----------------------|----------------------|----------------------|----------------------|----------------------|----------------------|----------------------|----------------------|----------------------|
| <input type="text"/> | <input type="text"/> | <input type="text"/> | <input type="text"/> | <input type="text"/> | <input type="text"/> | <input type="text"/> | <input type="text"/> | <input type="text"/> | <input type="text"/> |
|----------------------|----------------------|----------------------|----------------------|----------------------|----------------------|----------------------|----------------------|----------------------|----------------------|

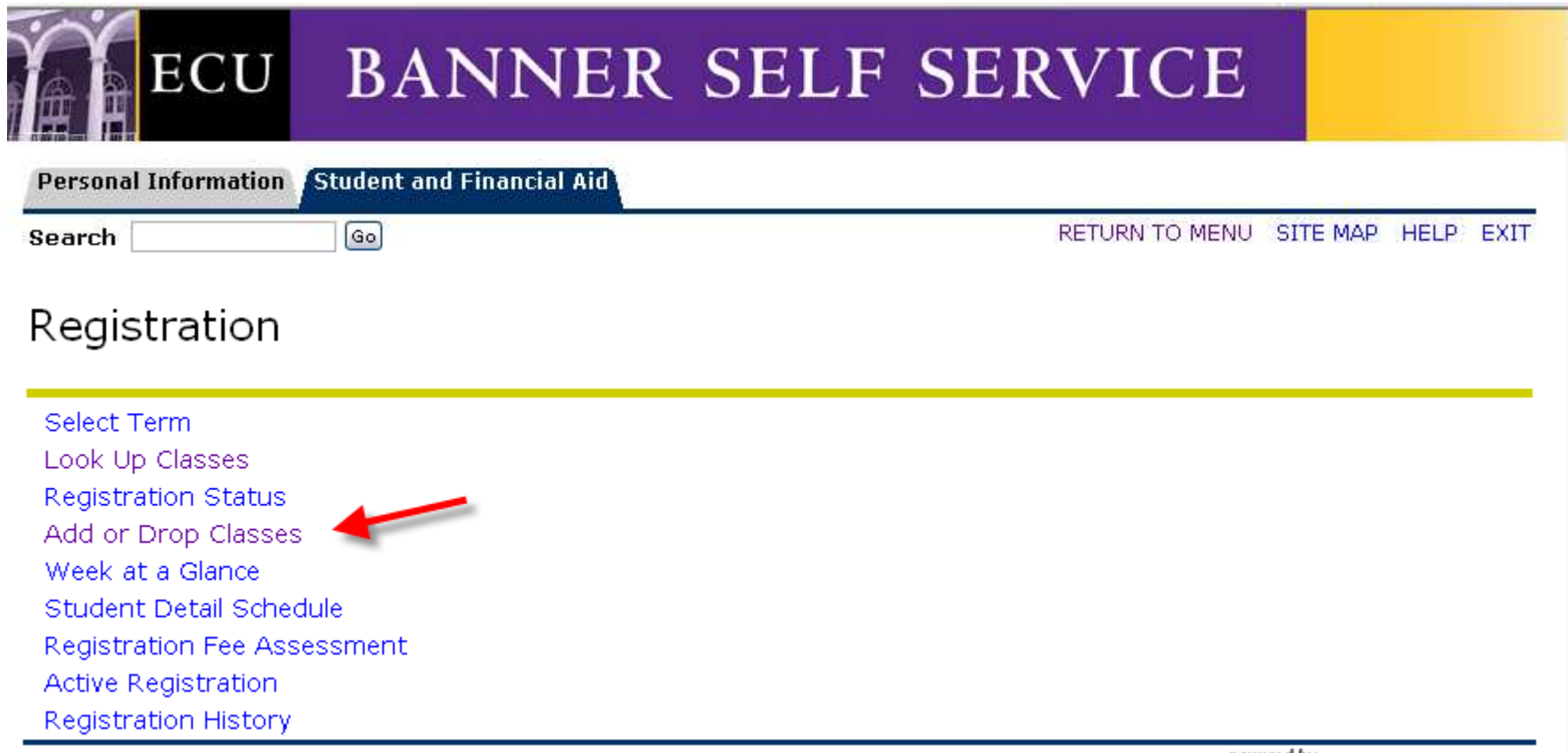
Submit Changes

Class Search

Reset

Want to drop a class?

Step 1: Select “*Add or Drop Classes*”.



The screenshot displays the ECU Banner Self Service interface. At the top, there is a purple header with the ECU logo and the text 'BANNER SELF SERVICE'. Below this, there are two tabs: 'Personal Information' and 'Student and Financial Aid'. A search bar is located on the left, and navigation links for 'RETURN TO MENU', 'SITE MAP', 'HELP', and 'EXIT' are on the right. The main content area is titled 'Registration' and contains a list of links: 'Select Term', 'Look Up Classes', 'Registration Status', 'Add or Drop Classes', 'Week at a Glance', 'Student Detail Schedule', 'Registration Fee Assessment', 'Active Registration', and 'Registration History'. A red arrow points to the 'Add or Drop Classes' link.

ECU BANNER SELF SERVICE

Personal Information Student and Financial Aid

Search Go RETURN TO MENU SITE MAP HELP EXIT





Registration

- Select Term
- Look Up Classes
- Registration Status
- Add or Drop Classes
- Week at a Glance
- Student Detail Schedule
- Registration Fee Assessment
- Active Registration
- Registration History

powered by

Step 2: Pull down “drop box” under the course you wish to drop.

Current Schedule

| Status | Action | CRN | Subj | Crse | Sec | Level | Cred | Grade Mode | Title |
|------------------------------------|--|-------|------|------|-----|---------------|-------|-----------------------|------------------------------|
| **Registered** on Mar 13, 2007 | None  | 80250 | BIOL | 1050 | 601 | Undergraduate | 3.000 | Standard Letter Grade | General Biology |
| **Registered** on Mar 13, 2007 | None  | 80240 | ANTH | 1000 | 002 | Undergraduate | 3.000 | Standard Letter Grade | Introduction to Anthropology |
| **Web Registered** on May 24, 2007 | None  | 80002 | ART | 1001 | 001 | Undergraduate | 3.000 | Standard Letter Grade | Color and Design |
| **Web Registered** on May 24, 2007 | None  | 83973 | GEOG | 1000 | 002 | Undergraduate | 3.000 | Standard Letter Grade | Introduction to Geography |



Total Credit Hours: 12.000
Billing Hours: 12.000
Maximum Hours: 18.000
Date: May 24, 2007 12:55 pm

Add Classes Worksheet

CRNs

| | | | | | | | | | |
|----------------------|----------------------|----------------------|----------------------|----------------------|----------------------|----------------------|----------------------|----------------------|----------------------|
| <input type="text"/> | <input type="text"/> | <input type="text"/> | <input type="text"/> | <input type="text"/> | <input type="text"/> | <input type="text"/> | <input type="text"/> | <input type="text"/> | <input type="text"/> |
|----------------------|----------------------|----------------------|----------------------|----------------------|----------------------|----------------------|----------------------|----------------------|----------------------|

Step 3: Select “Submit Changes”

Current Schedule

| Status | Action | CRN | Subj | Crse | Sec | Level | Cred | Grade Mode | Title |
|------------------------------------|--------|-------|------|------|-----|---------------|-------|-----------------------|------------------------------|
| **Registered** on Mar 13, 2007 | None | 80250 | BIOL | 1050 | 601 | Undergraduate | 3.000 | Standard Letter Grade | General Biology |
| **Registered** on Mar 13, 2007 | None | 80240 | ANTH | 1000 | 002 | Undergraduate | 3.000 | Standard Letter Grade | Introduction to Anthropology |
| **Web Registered** on May 24, 2007 | None | 80002 | ART | 1001 | 001 | Undergraduate | 3.000 | Standard Letter Grade | Color and Design |
| **Web Registered** on May 24, 2007 | None | 83973 | GEOG | 1000 | 002 | Undergraduate | 3.000 | Standard Letter Grade | Introduction to Geography |

Total Credit Hours: 12.000

Billing Hours: 12.000

Maximum Hours: 18.000

Date: May 24, 2007 12:55 pm

Add Classes Worksheet

CRNs

| | | | | | | | | | |
|----------------------|----------------------|----------------------|----------------------|----------------------|----------------------|----------------------|----------------------|----------------------|----------------------|
| <input type="text"/> | <input type="text"/> | <input type="text"/> | <input type="text"/> | <input type="text"/> | <input type="text"/> | <input type="text"/> | <input type="text"/> | <input type="text"/> | <input type="text"/> |
|----------------------|----------------------|----------------------|----------------------|----------------------|----------------------|----------------------|----------------------|----------------------|----------------------|

Always check with your academic advisor before dropping a course from your schedule.

Log Out!

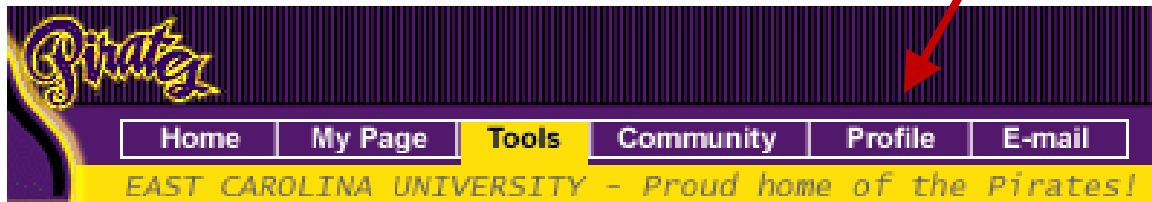
Always make sure to log out of
your Banner Self Service Session

Banner is more than Registration!

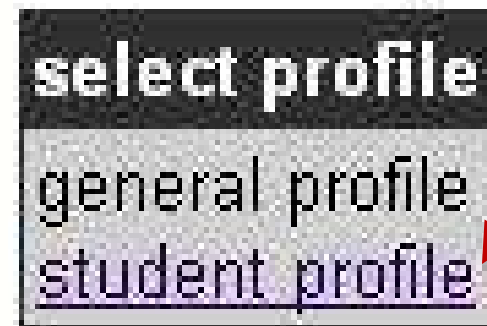
- Financial Aid Account
- Cashier Account
- Detailed Class Schedule
- Academic History
- Catalog Information
- Email Link to Faculty
- Faculty Office Hours
- Class Syllabus
- Grades
- Degree Audits
- Transcripts

Placement Scores OneStop

- Log in to OneStop
- Select the Profile tab



- Select Student Profile



Placement Scores OneStop

View Placement Scores

| | | | |
|-------------------|----------------------------|------------------------------|---|
| class: | Freshman | credit hrs / qps: | / |
| major: | art | cumulative gpa: | |
| degree: | bachelor of fine arts | test scores (ie SAT): | Chemistry Placement - score: PL Online Only - score: OL ECU-Math Placement Orientation - score: 013 SAT Verbal - score: 440 SAT Mathematics - score: 450 SAT Writing - score: 420 SAT Essay Subscore - score: 06 SAT MC Subscore - score: 43 |
| dept: | col fine arts and communic | | |
| entry: | Fall 2008 | | |
| resident: | In-State Resident | | |
| grad date: | n/a | | |

** NOTE: The information above was current as of 6/27/2008.

Interpreting Scores

- No Chemistry Placement test
 - Placed with advisor based on SAT score and high school GPA
- Math Placement – score:
 - 0 – 13 = must take remedial MATH (0001 or 0045)
 - 14 – 24 = placed into MATH 1065
 - 25 – 32 = placed into MATH 1065 or 1083 or 1085