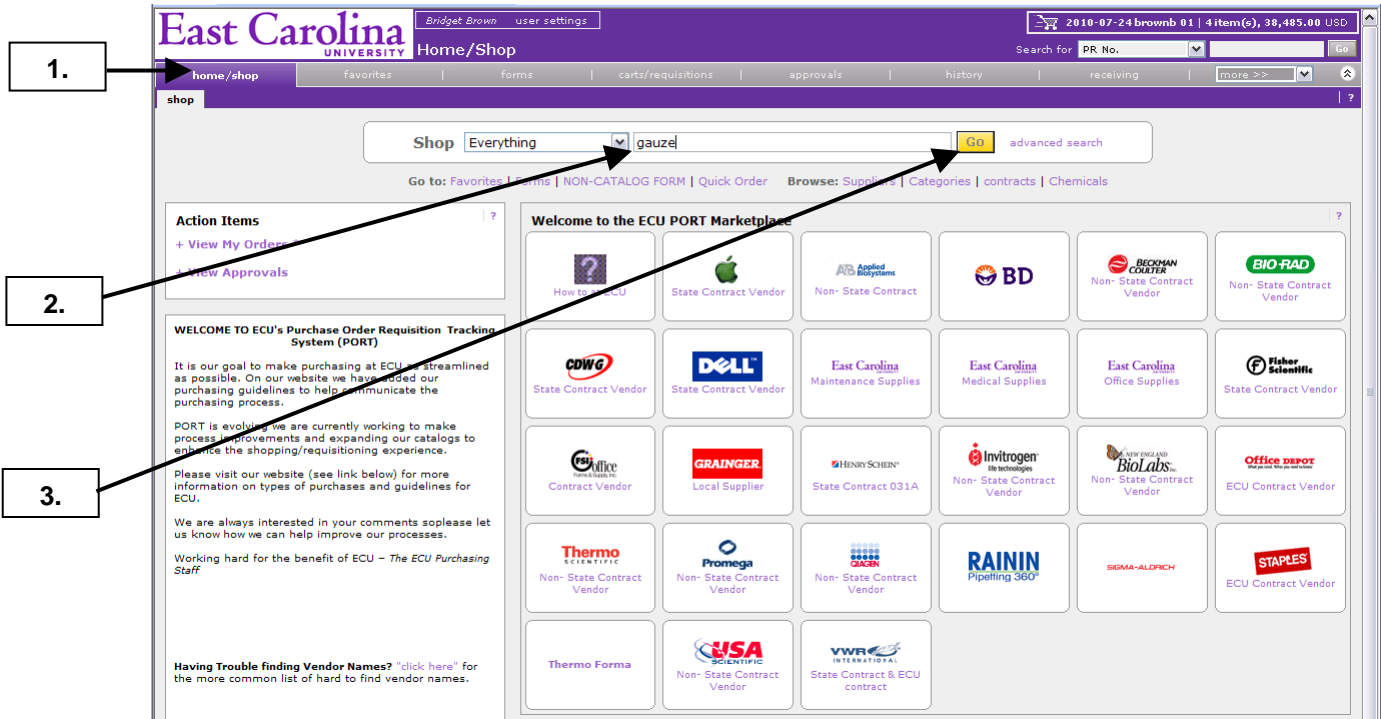
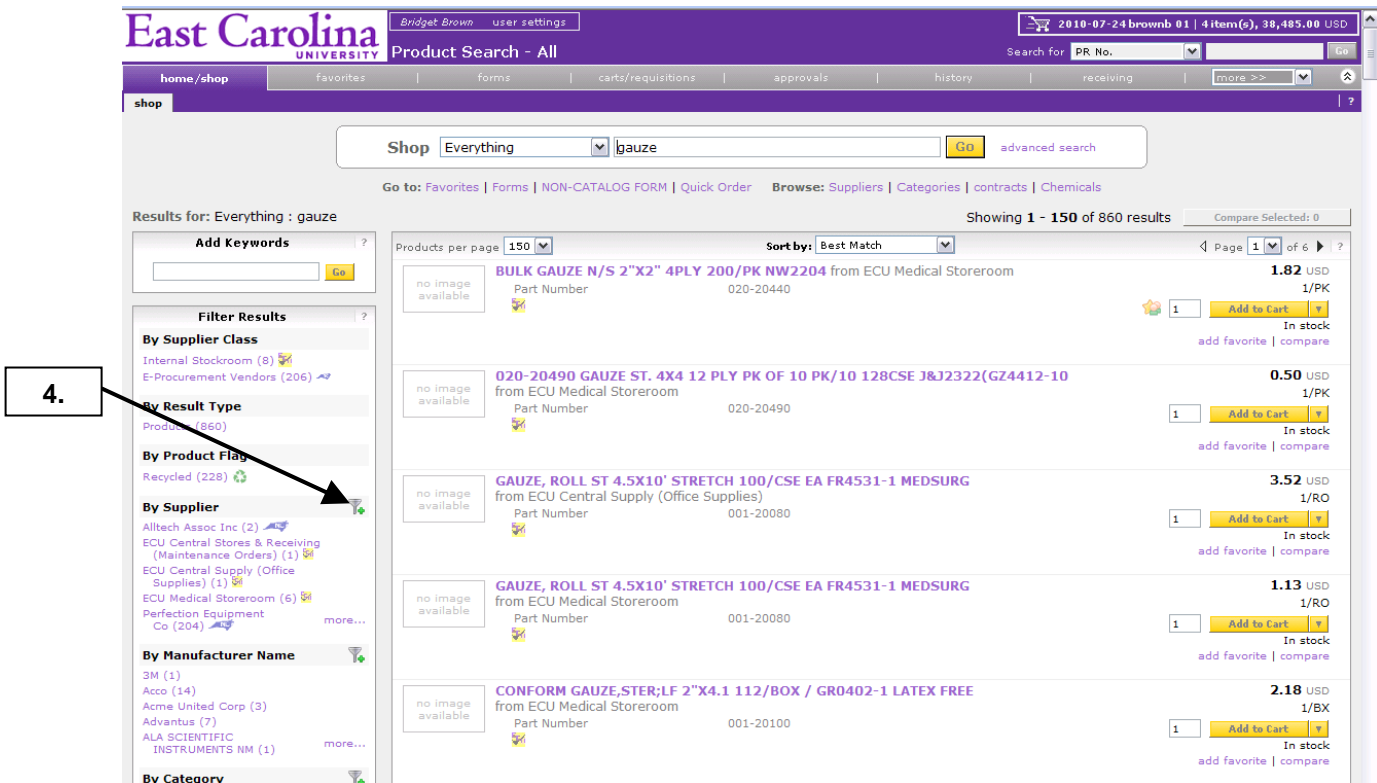


SHOPPING CART – FILTER ON MULTIPLE VALUES FOR HOSTED CATALOG

Last Updated on: 7/23/2010



1. Ensure that you are on the **home/shop** tab.
2. Enter **gauze** for item description.
3. Click **Go** button.



4. Click on the **add filter** icon to filter **By Supplier**.

SHOPPING CART – FILTER ON MULTIPLE VALUES FOR HOSTED CATALOG

Last Updated on: 7/23/2010

The screenshot shows the East Carolina University Product Search interface. The search term is 'gauze'. A 'Filter By Supplier' dialog box is open, displaying a list of suppliers with checkboxes. The 'Filter' button is highlighted. Callout boxes 5 and 6 point to the 'Filter By Supplier' dialog and the 'Filter' button, respectively.

5. Select the suppliers that you would like to use as a filter.

6. Click on the **Filter** button.

5. Select the suppliers that you would like to use as a filter.
6. Click on the **Filter** button.

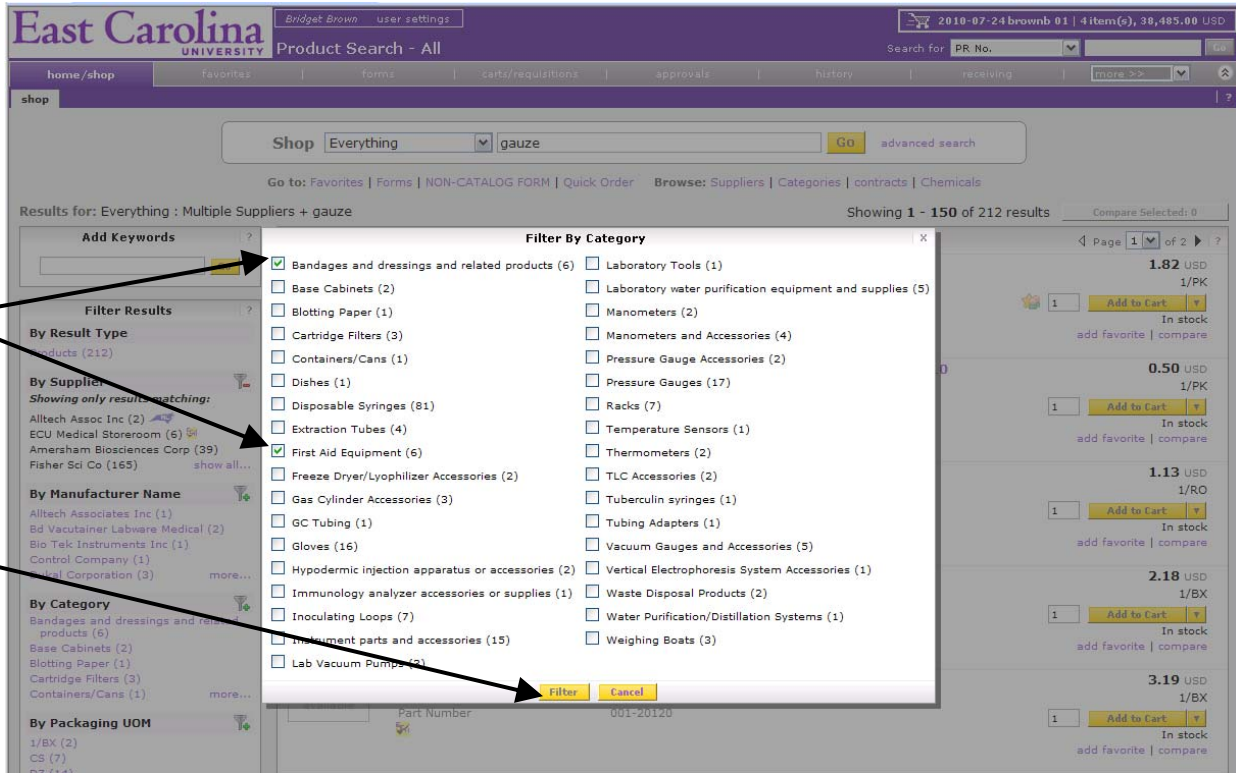
The screenshot shows the East Carolina University Product Search interface with search results for 'gauze'. The results are filtered by category. Callout box 7 points to the 'By Category' filter in the left sidebar.

7. Click on the **add filter** icon to filter **By Category**.

7. Click on the **add filter** icon to filter **By Category**.

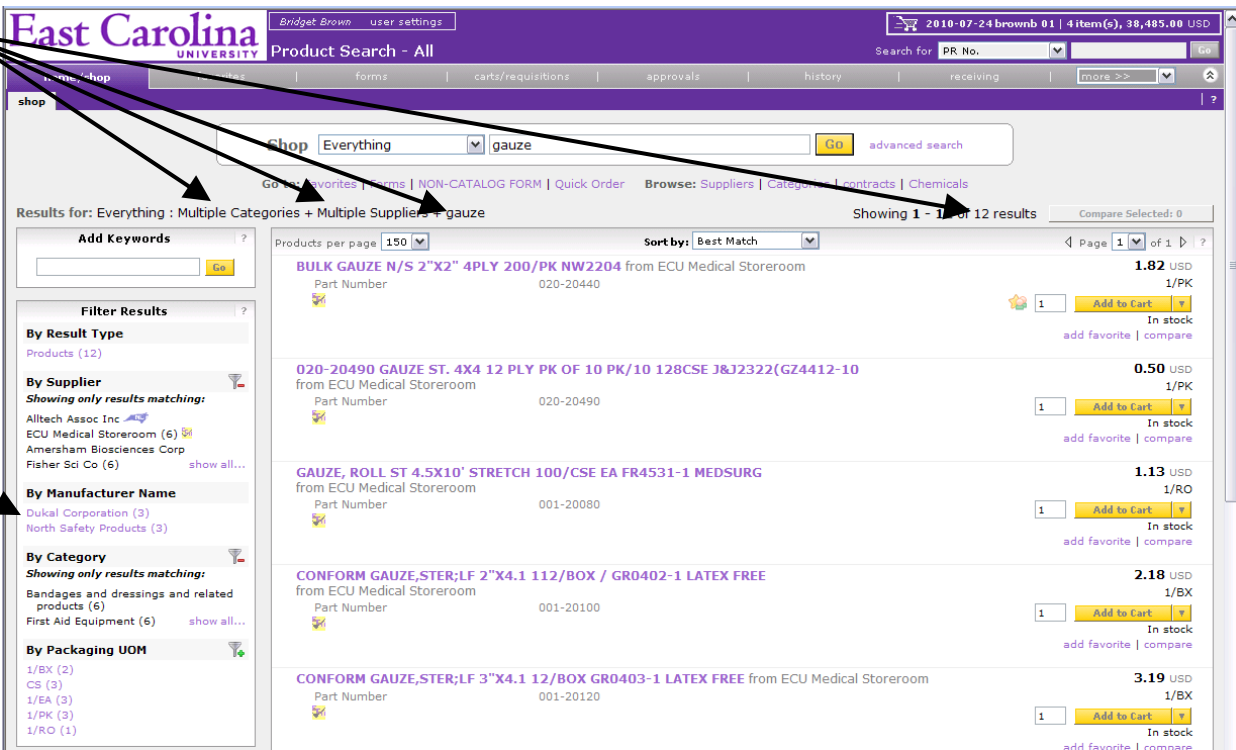
SHOPPING CART – FILTER ON MULTIPLE VALUES FOR HOSTED CATALOG

Last Updated on: 7/23/2010



8. Select the Categories that you would like to use as a filter.

9. Click Filter button.



10. Notice the results from the filtered criteria.

11. **Note:** The filter icon is not displayed in **By Manufacturer Name** category due to only having 2 manufacturers. There must be 3 or more values present for the filter icon to display.

SHOPPING CART – FILTER ON MULTIPLE VALUES FOR HOSTED CATALOG

Last Updated on: 7/23/2010

The screenshot shows the East Carolina University Product Search interface. The search term is 'gauze', and there are 12 results displayed. The 'By Supplier' filter is active, showing 'Showing only results matching: Alltech Assoc Inc, ECU Medical Storeroom (6), Amersham Biosciences Corp, Fisher Sci Co (6)'. A callout box labeled '12.' points to a minus sign icon in the 'By Supplier' filter section, indicating how to remove the filter.

12. To remove a filter, click remove selected filter icon.

The screenshot shows the East Carolina University Product Search interface. The search term is 'gauze', and there are 26 results displayed. The 'By Supplier' filter is active, showing 'Showing only results matching: ECU Central Supply (Office Supplies), ECU Medical Storeroom (6), Fisher Sci Co (6), VWR International Ltd. (1), VWR Intl (12)'. A callout box labeled '13.' points to a plus sign icon in the 'By Supplier' filter section, indicating how to remove the filter.

13. Notice the increase in results from removing the filter. **Note:** You can use the following filters: By Supplier Class, By Supplier, By Manufacturer Name, By Category, By Product Flag, and By Packaging UOM. This completes the steps for **Filter on Multiple Values for Hosted Catalog Searches**.