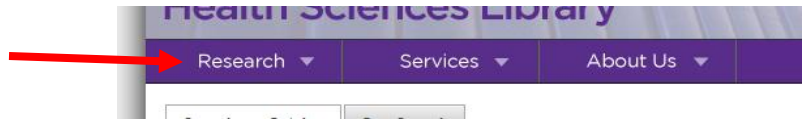


## Accessing the Database

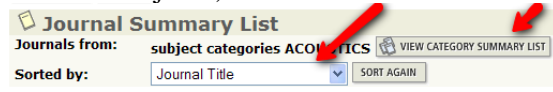
1. Go to the Laupus Library homepage at <http://www.ecu.edu/laupuslibrary/>.
2. Place your mouse pointer over or click on “Research”



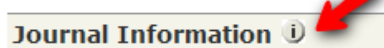
3. Click on “All Electronic Resources”
4. Using the A-Z list, click on the “J,” then select Journal Citation Reports. *NOTE:* If you are off-campus, you will need to enter your pirate id (your ECU email username) and password (same as your email password) before you can access the database.

## Searching for Journals by Subject (Recommended)

1. Once you have accessed the database, you will have options to select the science or social science database. Keep in mind that the most recent scores will be from the previous year.
2. On the right, you select “Subject Category” from “View a Group of Journals By” and then click on “Submit.”
3. Next, select your subject category.
4. Select “View Journal Data,” and then choose how you would like your results sorted from the drop box.
5. Click “Submit.”
6. Now, you will see a list of journals in the category you chose. If you look to the top left of the screen, you will notice options for sorting the journals by title, impact factor, Eigenfactor, etc. You can also decide to view the category summary list (this may help with interpreting the impact factors since those can vary greatly between different subjects.)



7. Clicking on a journal title will allow you to see more information, such as how the impact factor was determined, the number of self cites for that journal, etc. To learn more about any of the data in Journal Citation Reports, use the “i” icon to find more information on given data.



## Searching for a Specific Journal

If you are searching for a specific journal title’s impact factor or Eigenfactor, you may want to use Ulrich’s. It is a much easier interface for that type of search. You may also consider looking for a particular journal in a subject set as in the directions above.

1. Once you have accessed the database, you will have options to select the science or social science database. Keep in mind that the most recent scores will be from the previous year.
2. On the right, you can select “Search for a Specific Journal” and then click on “Submit.”
3. Search for journals or click “View List for Full Journal Titles” for a list to browse