

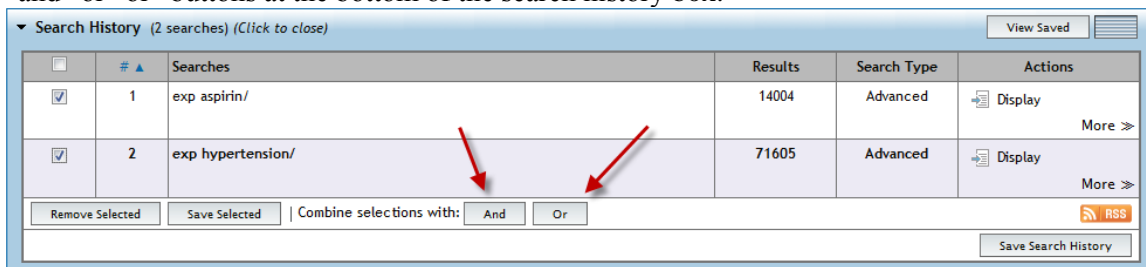


Accessing the Database

1. Go to the Laupus Library homepage at <http://www.ecu.edu/laupuslibrary/>.
2. Click on the link that says, "Medline (via Ovid)." NOTE: If you are off-campus, you will need to enter your pirate id (your ECU email username) and password (same as your email password) before you can access Ovid.
3. You will see a page with a list of different databases. Select Medline from the list. NOTE: The different versions of Medline have different coverage dates.

Searching


1. Break your search into concepts. For instance, a search on the effects of aspirin on hypertension has two concepts. "Aspirin" is one and "hypertension" is the other.
2. Enter one concept in to the search box at a time.
3. Look at the subject mapping. If you are unsure that a term is the one you are looking for, use the scope note  located to the right of the term.
4. Chose subheadings if you like. These will help narrow your search. Again, if you are unsure what a subheading is used for, check out the scope note  located to the right of the term.
5. Repeat with steps 2-4 for your second, third ...etc. concepts if applicable.
6. Combine concepts by clicking the boxes to the left of your search set and then clicking on the "and" or "or" buttons at the bottom of the search history box.



Search History (2 searches) (Click to close)					View Saved
<input type="checkbox"/>	#	Searches	Results	Search Type	Actions
<input checked="" type="checkbox"/>	1	exp aspirin/	14004	Advanced	Display More >
<input checked="" type="checkbox"/>	2	exp hypertension/	71605	Advanced	Display More >

Remove Selected | Save Selected | Combine selections with:

Finding and Ordering Articles

1. Click the "Display" link in the search history box to view search results or scroll to the bottom of the page.
2. Click the "Complete Reference" link to the right of the citation to learn more about an article.
3. If links are not available for Full Text, use the FindIt! Button .
4. Use the "Results Manager" at the top of the citations list to print/email citations or order articles. NOTE: You must be registered with Illiad (<http://www.ecu.edu/laupuslibrary/docdel.cfm>) to order.



Select All

View: 25 Per Page 1 GO >