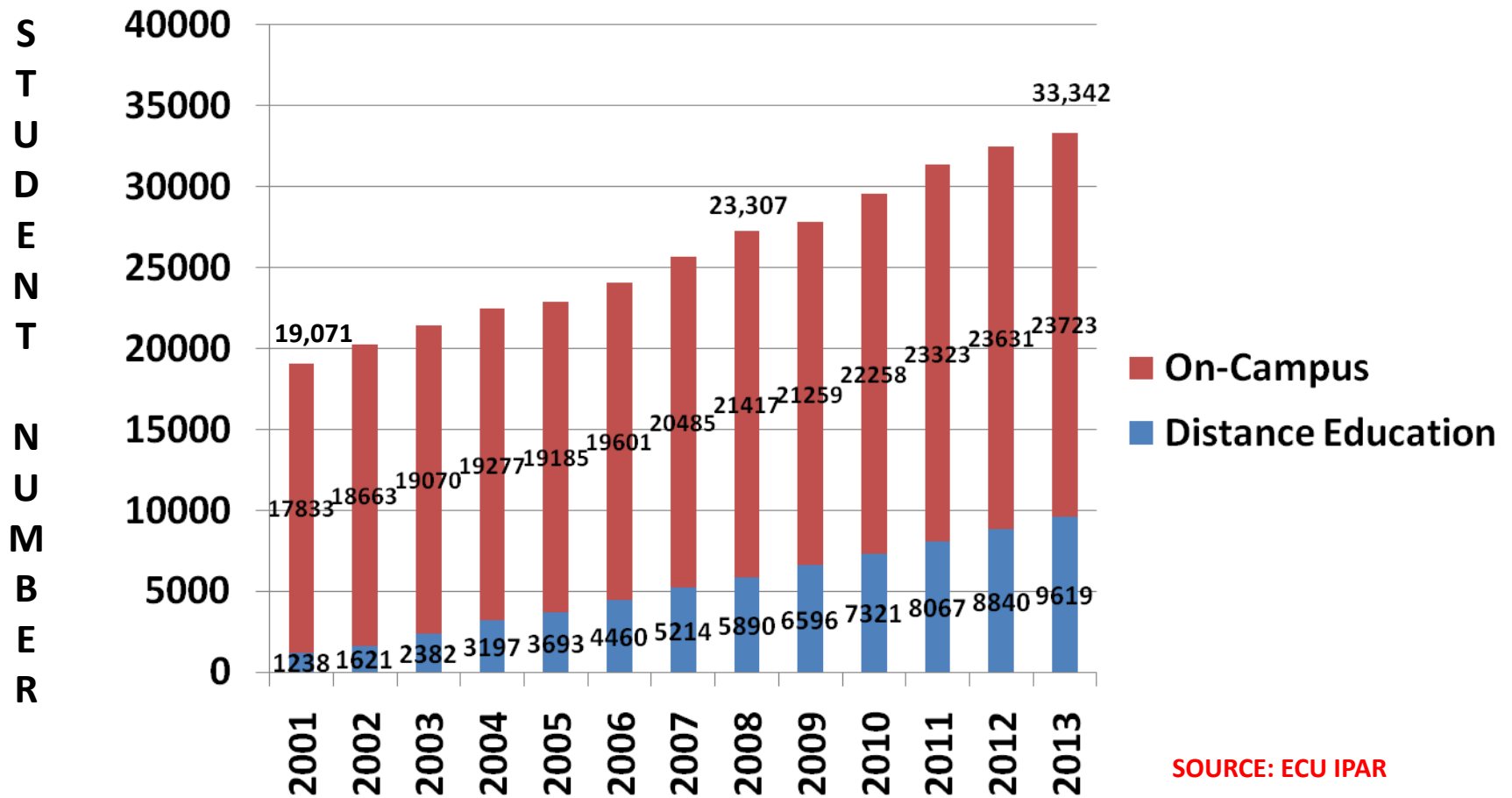
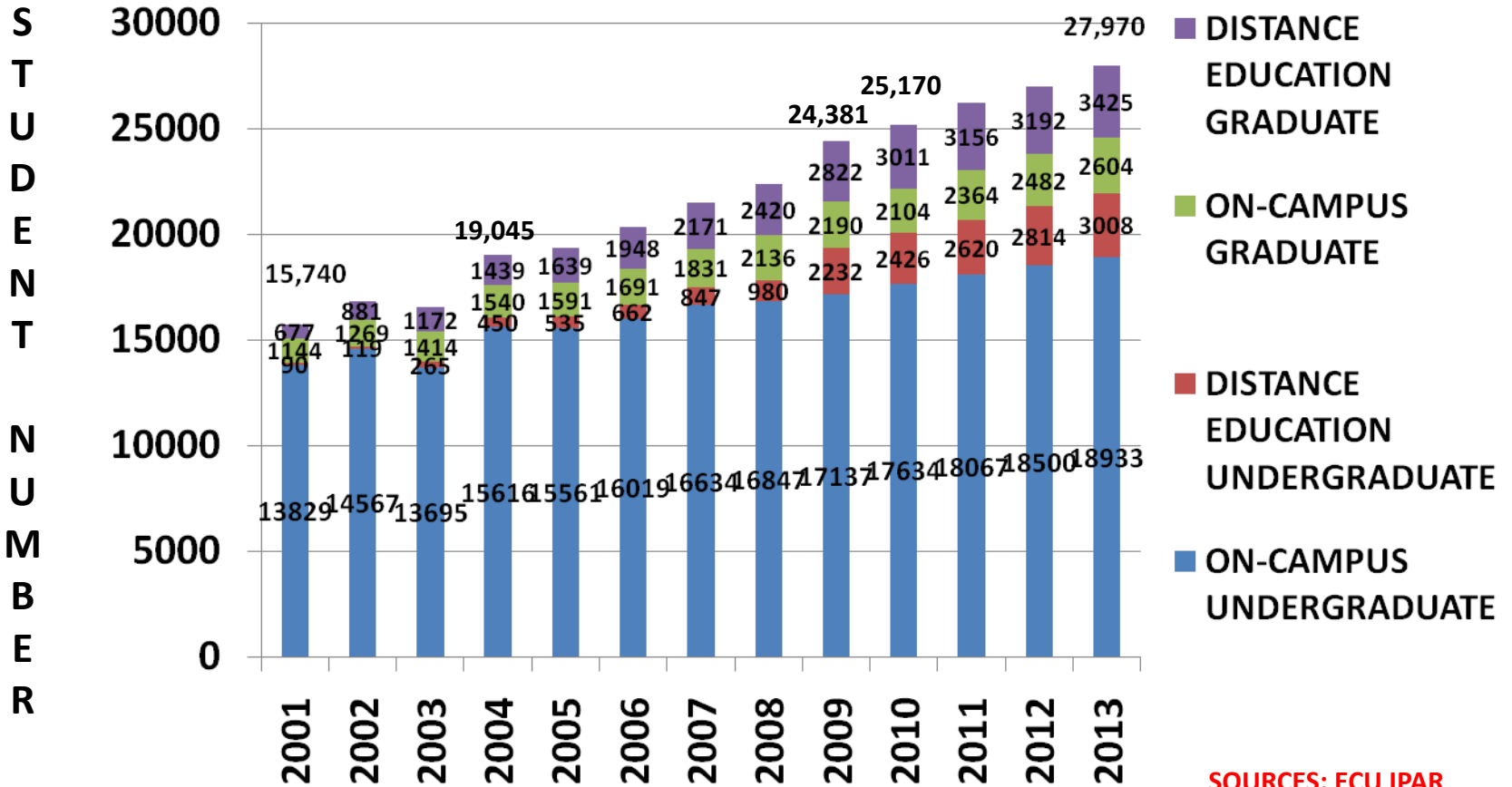


# **Enrollment Projections and Neighboring States Tuition/Fees Comparisons**

# On-Campus + DE HEAD COUNT Enrollment: Historical & Projected (2001-2013)



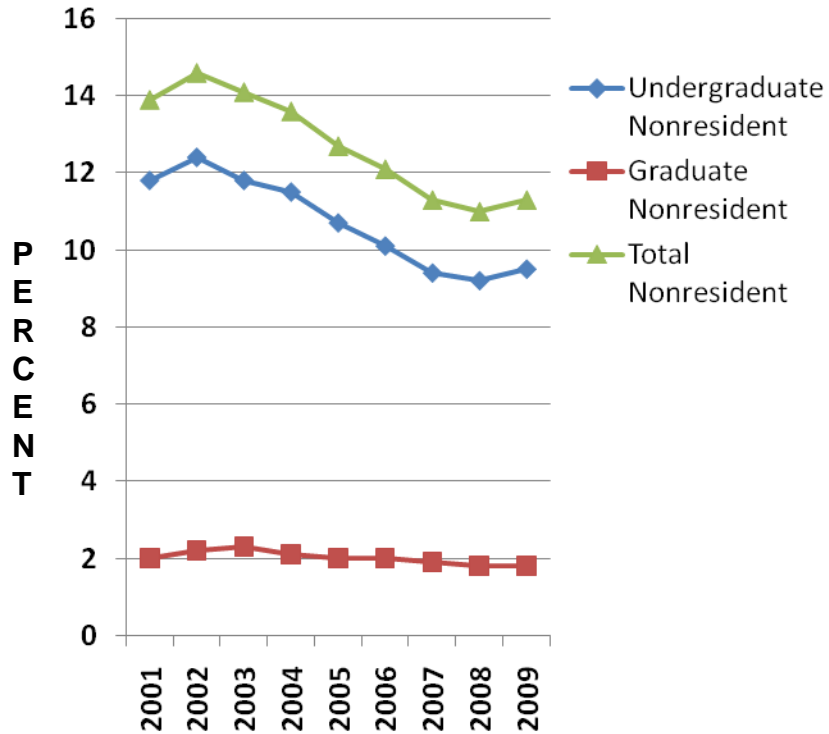
# ECU ON-CAMPUS + DISTANCE EDUCATION Student FTE Enrollment: Historical & Projected (2001-2013)



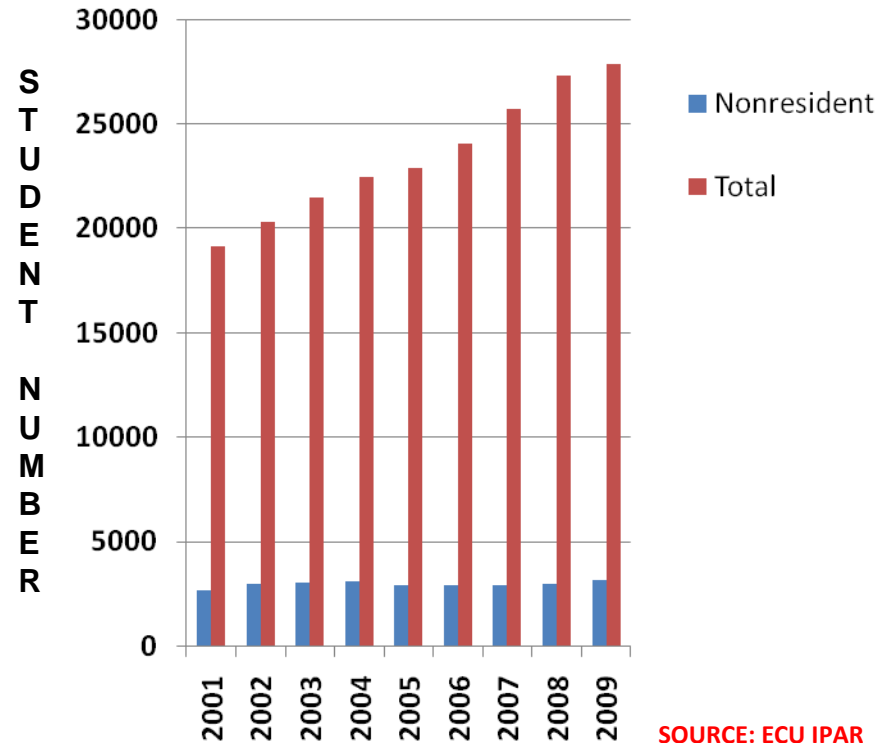
SOURCES: ECU IPAR Administration and Finance

# ECU Nonresident Student Head Count vs. Total (2001-2009)

## Nonresident Percentage



## Head Count



SOURCE: ECU IPAR

# Neighboring State Universities: Undergraduate Resident Tuition Rates\*

<u>State</u>	<u>Number of Universities</u>	<u>Resident Tuition Range</u>
NJ	11	\$4,300-\$9,700
VA	14	\$2,440-\$6,628
NY	20	\$4,350
GA	8	\$1,750-\$4,159
SC	11	\$70-\$10,790
FLA	10	\$1742-\$2670

\*2008 tuition rates (Integrated Postsecondary Educational Data System)

\*\***ECU 2008 Nonresident Tuition: \$12,945**

## 6 Neighboring State Universities: Undergraduate Resident Tuition Plus Fee Rates\*

<u>State</u>	<u>Number of Universities</u>	<u>Resident Tuition Plus Fee Range</u>
NJ	11	\$4,397-\$11,350
VA	14	\$2,644-\$9,164
NY	20	\$4,350-\$6,185
GA	8	\$1,952-\$5,484
SC	11	\$6,260-\$10,370
FLA	10	\$2003- \$3778

\*2008 tuition/fee rates (Integrated Postsecondary Educational Data System)

\*\***ECU 2008 Nonresident Tuition + Fees: \$14,882**

# ECU RANK IN TUITION RATES WITH NEIGHBORING STATES

STATE	Number of 4-yr Institutions at Resident Rates + ECU at Resident Rate	ECU RANK (High to Low Tuition Rate) ECU Undergraduate <b>Resident</b> Tuition Rate (\$2431/Year)	STATE	Number of 4-yr Institutions at Resident Rates + ECU at Non-Resident Rates	ECU RANK (High to Low Tuition Rate) ECU Undergraduate <b>Non-Resident</b> Tuition Rate (\$12,945/Year)
Georgia	9	6	Georgia	9	1
New Jersey	12	12	New Jersey	12	1
New York	21	21	New York	21	1
South Carolina	12	6	South Carolina	12	1
Virginia	15	15	Virginia	15	1
Florida	11	8	Florida	11	2

SOURCE: 2008 INTEGRATED POSTSECONDARY EDUCATION DATA SYSTEM